

Sentient 6

Music by Nevermore

All gtrs. 7-string tuned down 1/2 step:
(low to high) B \flat -E \flat -A \flat -D \flat -G \flat -B \flat -E \flat

Transcribed by Russ Elton (eltonoflubs@gmail.com)
Find more tabs at: <https://www.eltonoflubs.com>

Intro

$\text{♩} = 61$

Key Fig. 1

End Key Fig. 1

Piano

Verse

Piano: w/ Key Fig. 1 (4 times)

Riff A

End Riff A

Gtr. 1 (clean)

Gtr. 1: w/ Riff A (3 times)

kind. ___

Su -

Riff A1

End Riff A1

Gtr. 2 (clean)

Gtr. 2: w/ Riff A1

per - ior is dig - i - tal, hu - man flesh so tri - vi - al. I hate that I can't

Bridge

Gtr. 2 tacet

see the one that

Key Fig. 2

End Key Fig. 2

Gtr. 1

let ring

Piano: w/ Key Fig. 2

made me.

Riff B

End Riff B

let ring

Verse

I am the new a - wak e - ning of dif - ferent eyes.

Gtr. 2 Riff C

let ring ----- | let ring ----- | let ring ----- | let ring ----- |

10 10 10 10 10 10 9 10 9 9 10 9 10 | 10 10 10 10 10 10 12 11 12 12 11 12 11

Gtr. 1 Riff C1

let ring ----- |

0 2 3 2 1 3 2 3 2 2 2 2 3 2 2 2 | 3 2 3 2 5 3 2 3 5 3 6 5 3 5

My child - ren you are my ar - my.

End Riff C

let ring ----- | let ring ----- | let ring ----- |

10 10 10 10 10 10 9 10 9 9 10 9 10 | 10 10 10 10 12 10 13 12 10 10 10 10 9

let ring ----- |

3 2 3 2 5 3 2 3 2 2 2 2 3 2 2 2 | 0 2 3 2 1 0 3 2 0 0 0 3 2

Gtr. 2: w/ Riff C

They are what we can ne - ver see, _____ and still _ des-pise.

Gtr. 1

let ring -----|

0 2 3 2 1 3 2 3 2 2 2 2 3 2 2 2 | 3 2 3 2 5 3 2 3 5 3 5 6 5 3 5

And their sky cries Ma - ry. _____

End Riff C1

Gtr. 1

let ring -----|

3 2 3 2 5 3 2 3 2 2 2 2 3 2 2 2 | 0 2 3 2 1 0 3 2 0 3 0 0

Gtrs. 3 & 4 (dist.)

Rhy. Fill 1

End Rhy. Fill 1

0 0 0

Chorus

Trained, I see _____ im - per - fec - tion in ___ your race. _

Gtr. 3

Guitar 3 musical notation and fretboard diagram. The fretboard shows frets 5, 7, 8, 10, 12, and 12 (with a slash) for the first and second measures.

Riff D

Gtr. 4

Guitar 4 musical notation and fretboard diagram. The fretboard shows frets 3, 5, 6, 5, 3, 2, 2, 2 for the first and second measures. Includes a P.M. (pick mute) symbol.

Ly - ing in wait, Blind I suf - fer ___ know-ing I'll ne - ver reach your

Guitar 3 musical notation and fretboard diagram. The fretboard shows frets 5, 7, 8, 7, 5, 4, 8, 7 for the first and second measures. Includes a P.H. (pick harmonics) symbol.

End Riff D

Guitar 4 musical notation and fretboard diagram. The fretboard shows frets 3, 5, 6, 5, 3, 2, 2, 2 for the first and second measures. Includes a P.M. (pick mute) symbol.

Bridge

Gtrs. 3 & 4 tacet

heaven.

Gtr. 2

let ring

9 8 0 7 6 0 5 5 7 6 0 9 8 0 10 10 / 12 11 0 10 10 0 13 14 15 15 0 12 11 0 12 11

Gtr. 1

let ring

12 11 0 10 0 9 8 10 10 0 9 8 0 7 6 9 8 0 7 6 0 5 3 3 3 0 3 3 0 3 3

(15ma)
P.H.

8 (8)

3

Gtr. 2

let ring

10 10 0 9 8 0 7 6 12 11 0 7 6 0 6 5 7 6 0 7 6 0 7 6 0 5 4 0 3 2

Gtr. 1

let ring

2 3 0 2 3 0 2 3 2 0 3 0 2 3 0 3 3 0 2 3 2 1 0 3 2 0 0 0 0 3 2

Verse

Gtr. 1: w/ Riff C1
 Gtr. 2: w/ Riff C (2 times)

Why is this con - trolled be - hav - ior based and re - act - ive a -

dapt - ing to eve - ry new en - vir - on - ment? ___ Re -

ward - ed when ___ I rep - li - cate, ___ i - so - late ___ and mu - tate. To as -

Gtrs. 3 & 4: w/ Rhy. Fill 1

sim - i - late ___ a frag - men - ted plea ___ for e - go. ___

Chorus

Gtr. 4: w/ Riff D1 (1 1/2 times)

Voc. Fig. 1

Trained, I see ___ im - per - fec - tion in ___ your race. ___

Riff D1

Gtr. 3

5 5 5 7 7 5 7 8 8 0 / 8 8 8 10 10 8 10 12 12 (12)

Ly - ing in wait, Blind I suf - fer ___ know - ing I'll ne - ver reach your

End Riff D1

(15ma)
P.H. ---|

Gtr. 3: w/ Riff D1 (1st 2 meas.)

hea - ven is un - at - tain ___ a - ble, ___ please teach me how ___ to dream.

End Voc. Fig. 1

I long to be ___ more than a ___ ma - chine. _____

P.M. -----|

Interlude

Riff E

Gr. 5 (dist.)

Gr. 6 (dist.)
divisi

Riff E1

4	4	4	/5	5	/7	7	/9	9	/13	13	/16	16	16	(16)	14	14	16
6	6	6	/7	7	/10	10	/11	11	/13	13	/18	18	18	(18)	16	16	18

Riff E2

Gr. 7 (dist.)

Gr. 8 (dist.)
divisi

Riff E3

5	5	5	/6	6	/8	8	/9	9	/11	11	/17	17	17	(17)	15	15	17
6	6	6	/7	7	/9	9	/11	11	/15	15	/18	18	18	(18)	16	16	18

Riff E4

Gtrs. 3 & 4

P.M. P.M. P.M. P.M. -----+ P.M. P.M. P.M. P.M. -----+

6	6	6	6	6	6	6	6	6	6	6	6	6	6	6	7	3	3	3	3
4	4	4	4	4	4	4	4	4	4	4	4	4	4	4					
4	4	4	4	4	4	4	4	4	4	4	4	4	4	4					

End Riff E

End Riff E1

End Riff E2

End Riff E3

End Riff E4

P.M.

P.M.

P.M.

P.M. -----|

P.M.

Gtrs. 3 & 4: w/ Riff E4

Gtr. 5: w/ Riff E

Gtr. 6: w/ Riff E1

Gtr. 7: w/ Riff E2

Gtr. 8: w/ Riff E3

Gtr. 9 (dist.)

3

8va-----

Guitar Solo

8va-----

17 0 15 17 18 17 15 17 15 14 15 17 17 (17) 13 15 17 15 13 15 13 15 14 15 15 17

Gtrs. 10 & 11
(slight dist.)

0 2 3 2 1 3 2 3 2 2 2 2 3 2 2 2 3 2 3 2 3 5 3 2 3 5 3 6 5 3 5

15 14 14 14 17 14 12 15 12 10 13 10 12 10 12 10 9

let ring-----

3 2 3 2 5 3 2 3 2 2 2 2 2 3 2 2 2

8va-----

12 13 15 12 13 15 12 13 15 12 14 15 14 15 17 14 15 17 15 17 18 17 18 20 17 18 20 17 18 20 17 18 20 22

let ring-----

0 2 3 2 1 0 3 2 0 0

Bridge

Chorus

Gtrs. 10 & 11 tacet
Piano: w/ Key Fig. 2 (2 times)

Gtr. 1: w/ Riff B
Gtr. 9 tacet

Gtrs. 3 & 4: w/ Rhy. Fill. 1

Gtr. 3: w/ Riff D1 (2 times)
Gtr. 4: w/ Riff D (2 times)
Voc: w/ Voc. Fig. 1

Outro

Gtr. 1 tacet

Riff F

End Riff F

Gtrs. 3 & 4: w/ Riff G




I will spread swift jus - tice on their _____ land.




Ter - min - a - tion im - mi - nent cleanse the par - a - site


Riff H




P.M.-----
 7
 5




in - sects, *(the hea - thens).
 *whispered



P.M.-----
 6
 4



I am the bring - er of the end of time for _____



P.M.-----
 7
 5

man. En - End Riff H

P.M. -----|

6/4 6/4

Gtrs. 3 & 4: w/ Riff F (2 times)

I am not here I am not far a - way. slaved to fol - low and learn de - feat. To

(Ah.) I am not here I will e - rad - i - cate man - kind in - to the run the bar -rels and chase the dream. En -

Gtrs. 3 & 4: w/ Riff G (2 times)

Voc. Fig. 2

(Ah.)

noth - ing - ness from whence they came.

Voc. Fig. 3

slaved to fol - low and learn de - feat. To

End Voc. Fig. 2

(Ah.)

End Voc. Fig. 3

run the bar - rels and chase the dream. En -

Gtrs. 3 & 4: w/ Riff H
Voc.: w/ Voc. Fig. 2 & 3 (2 times)

Fill 1

Gtr. 5

*Fill slowly fades in throughout next 8 meas.

End Fill 1

Gtr. 5: w/ Fill 1 (3 times)

Gtrs. 3 & 4: w/ Riff F (2 times)

2 4

slaved to fol - low and learn de - feat.